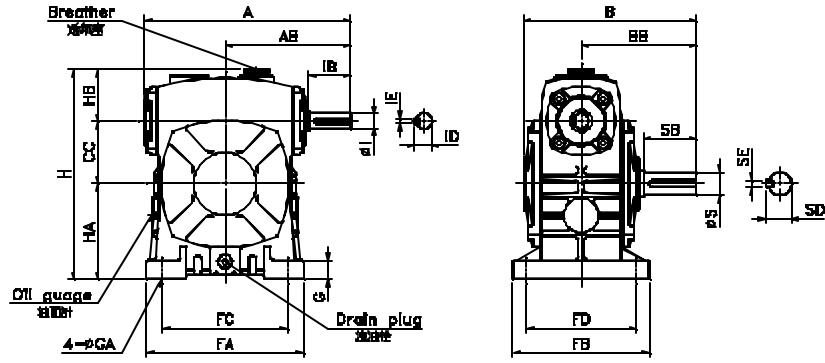
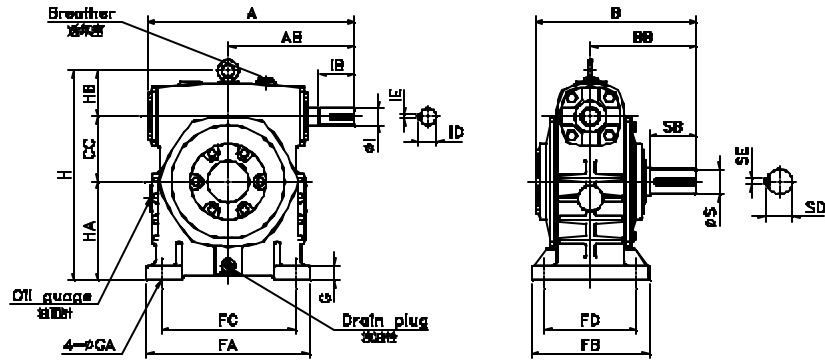


TKA 50~135



TKA 155~175

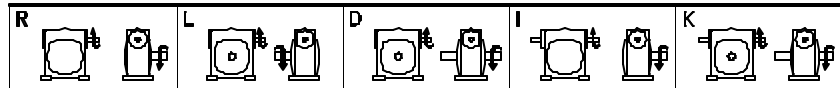


TKA 60 - 30 R

1 2 3 4

1. (Type)
2. (Size)
3. (Ratio)
4. (S. L.)

S.L. (Shaft Location)



Dim. Table

Size	Ratio	A	AB	B	BB	CC	FA	FB	FC	FD	G	GA	H	HA	HB	Input Shaft				Output Shaft			(1)	(kg)	
																I(h6)	IB	ID	IE	S(h6)	SB	SD			SE
50	1:10	175	105	145	95	50	140	120	110	95	15	11	180	80	50	12	30	13.5	4	17	40	19	5	0.31	5.5
60	1:15	195	120	165	110	60	150	130	120	105	18	11	210	90	60	15	40	17	5	22	50	25	7	0.42	8.2
		234	140	195	130	70	190	150	150	115	20	15	240	105	65	18	40	20	5	28	60	31	7	0.77	12.8
80	1:30	264	160	210	140	80	220	170	180	135	24	15	270	120	70	22	50	25	7	32	65	35	10	1.18	18
		322	190	260	170	100	270	190	220	155	25	15	340	150	90	25	50	28	7	38	75	41	10	2.31	33
120	1:50	385	230	290	190	120	320	230	260	180	30	18	405	180	105	30	65	33	7	45	85	48	12	3.16	55
		435	260	320	210	135	350	250	290	200	30	18	455	215	105	35	75	38	10	55	95	60	15	4.1	76
155	1:60	494	302	387	252	155	390	280	320	220	35	20	490	235	100	40	85	43	10	60	110	65	15	7.0	104
175		550	325	407	262	175	420	310	350	250	40	20	565	260	130	45	85	48	12	65	110	69	18	10.1	148