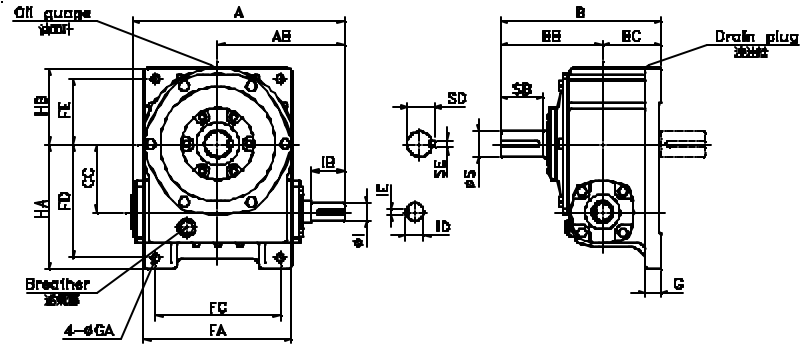
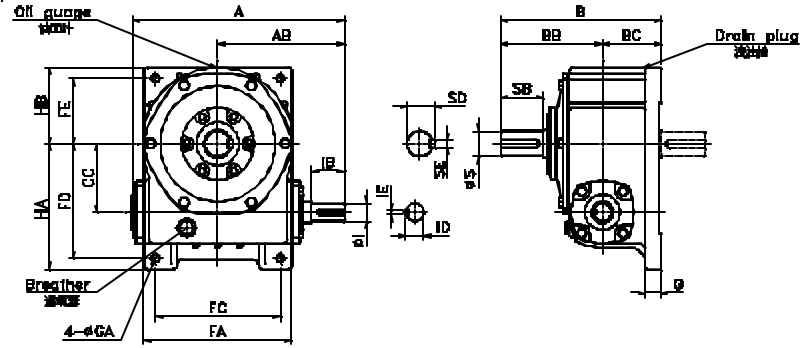


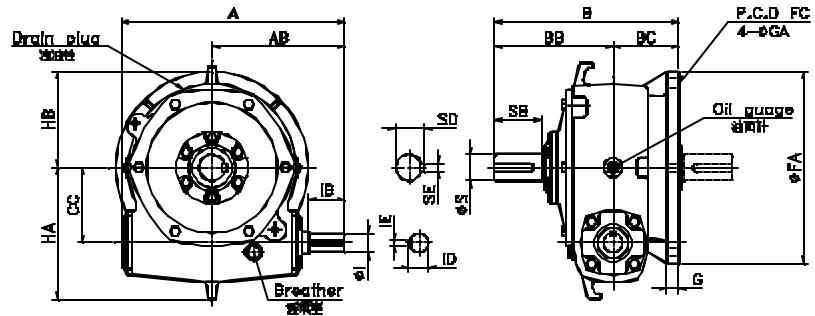
TKV 50~135



TKV 155~175



TKV 200~500

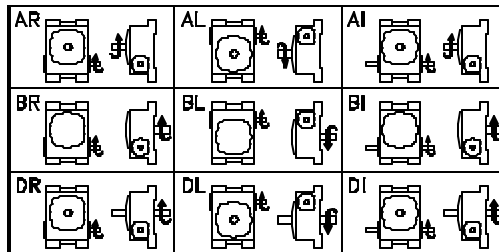


TKV 135 - 60 AR

1 2 3 4

1. (Type)
2. (Size)
3. (Ratio)
4. (S. L.)

S.L. (Shaft Location)



Dim. Table

Size	Ratio	A	AB	B	BB	BC	CC	FA	FC	FD	FE	G	GA	HA	HB	Input Shaft				Output Shaft				(l)	(kg)
																I(h6)	IB	ID	IE	S(h6)	SB	SD	SE		
50	1:10	175	105	145	95	50	50	116	90	102	93	15	11	114	106	12	30	13.5	4	17	40	19	5	0.51	5.9
60	1:15	195	120	165	110	55	60	126	100	120	105	15	11	137	123	15	40	17	5	22	50	25	7	0.66	8.8
70	1:20	234	140	200	130	70	70	156	120	135	120	20	15	155	140	18	40	20	5	28	60	31	7	1.17	14.2
80	1:30	264	160	210	140	70	80	176	140	150	130	20	15	170	150	22	50	25	7	32	65	35	10	1.49	18
100	1:40	322	190	260	170	90	100	226	190	180	155	30	15	200	175	25	50	28	7	38	75	41	10	2.95	33
120	1:50	385	230	290	190	100	120	268	220	215	185	30	18	240	210	30	65	33	7	45	85	48	12	5.0	57
135	1:60	435	260	320	210	110	135	306	260	235	210	35	18	260	235	35	75	38	10	55	95	60	15	7.2	81
155		494	302	392	252	140	155	336	290	265	145	35	20	286	170	40	85	43	10	60	110	65	15	8.3	111
175		550	325	412	262	150	175	380	320	293	167	40	20	321	195	45	85	46	12	65	110	69	18	12.1	157
200		592	352	490	315	175	200	510	450	-	-	40	22	343	255	50	95	53	12	70	125	74.5	20	17.0	201
225		645	375	525	335	190	225	580	510	-	-	40	27	374	290	55	95	60	15	80	140	84.5	20	17.1	225
250		742	425	560	360	200	250	640	570	-	-	42	27	419	320	60	110	65	15	90	155	96	24	23.2	333
300		827	470	645	410	235	300	750	660	-	-	42	36	493	375	70	125	74	18	95	170	101	28	43	490
350		980	570	770	480	290	350	880	780	-	-	45	43	642	440	80	145	84.5	20	115	190	122	32	63	700
400		1100	620	795	500	295	400	960	860	-	-	50	43	722	480	85	150	93	24	130	200	138	36	105	950
500		1410	810	980	610	370	500	1160	1080	-	-	55	48	890	580	95	205	103	24	170	240	179	40	175	1650